
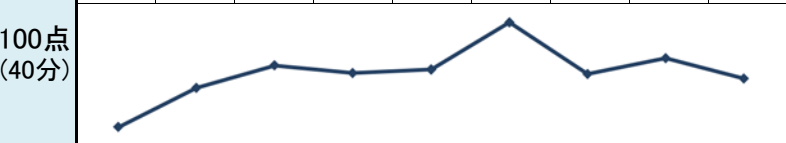
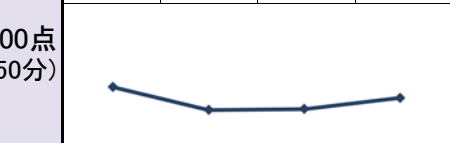
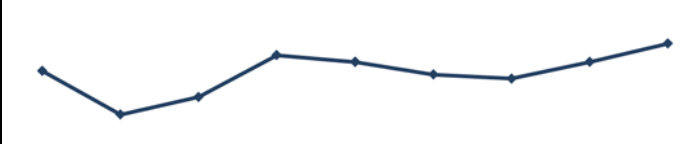
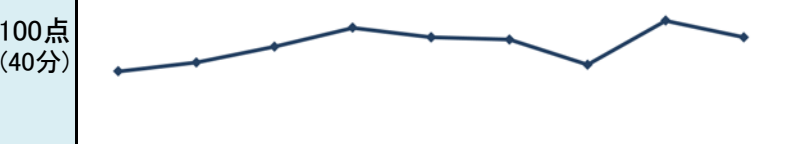

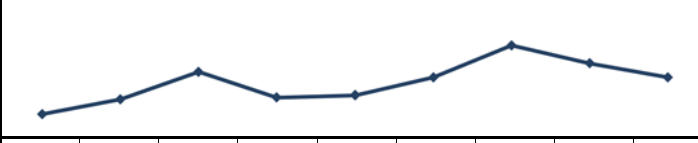
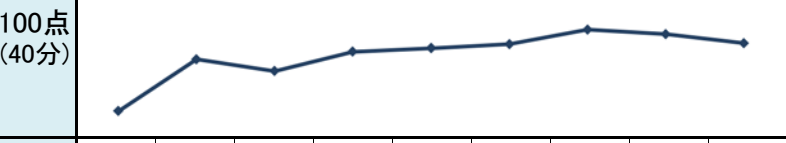
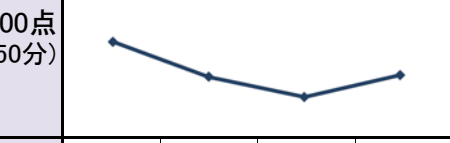




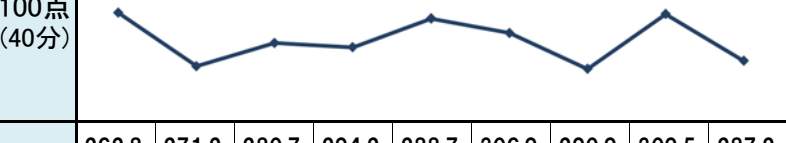
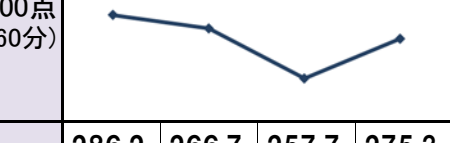


千葉公立 学力検査「受験者平均点」推移

(千葉県教育委員会の集計値)

教科	配点 (時間)	前期選抜									配点 (時間)	後期選抜									配点 (時間)	一般選抜			
		2012 (平成24)	2013 (平成25)	2014 (平成26)	2015 (平成27)	2016 (平成28)	2017 (平成29)	2018 (平成30)	2019 (平成31)	2020 (令和2)		2012 (平成24)	2013 (平成25)	2014 (平成26)	2015 (平成27)	2016 (平成28)	2017 (平成29)	2018 (平成30)	2019 (平成31)	2020 (令和2)		2021 (令和3)	2022 (令和4)	2023 (令和5)	2024 (令和6)
国語	100点 (50分)	48.7	44.7	52.3	48.5	57.0	60.8	63.2	54.2	46.0	100点 (40分)	43.9	52.6	57.6	55.9	56.7	67.2	55.7	59.2	54.7	100点 (50分)	52.8	47.7	47.9	50.4
																									
社会	100点 (50分)	54.6	44.9	48.8	58.1	56.6	53.8	52.9	56.6	60.7	100点 (40分)	54.5	56.5	60.0	64.2	62.1	61.6	56.0	65.8	62.1	100点 (50分)	57.7	56.3	54.5	57.5
																									
数学	100点 (50分)	43.2	46.5	52.6	46.9	47.4	51.4	58.5	54.5	51.4	100点 (40分)	43.9	55.4	52.8	57.1	57.9	58.8	62.0	61.0	59.0	100点 (50分)	59.3	51.5	47.0	51.9
																									
理科	100点 (50分)	57.7	45.5	43.9	57.1	46.3	56.4	60.0	60.6	48.8	100点 (40分)	58.3	56.4	54.8	62.4	51.0	61.6	67.5	61.6	59.7	100点 (50分)	54.6	52.7	60.7	59.1
																									
英語	100点 (50分)	54.2	50.6	54.2	55.9	50.3	53.7	59.7	53.6	54.6	100点 (40分)	62.2	50.3	55.5	54.5	60.9	57.7	49.7	61.9	51.5	100点 (60分)	61.7	58.7	47.6	56.4
																									
5教科合計	500点	258.4 (51.7%)	232.3 (46.5%)	251.9 (50.4%)	266.5 (53.3%)	257.5 (51.5%)	276.1 (55.2%)	294.3 (58.9%)	279.6 (55.9%)	261.6 (52.3%)	500点	262.8 (52.6%)	271.2 (54.2%)	280.7 (56.1%)	294.2 (58.8%)	288.7 (57.7%)	306.9 (61.4%)	290.9 (58.2%)	309.5 (61.9%)	287.2 (57.4%)	500点	286.2 (57.2%)	266.7 (53.3%)	257.7 (51.5%)	275.3 (55.1%)
		